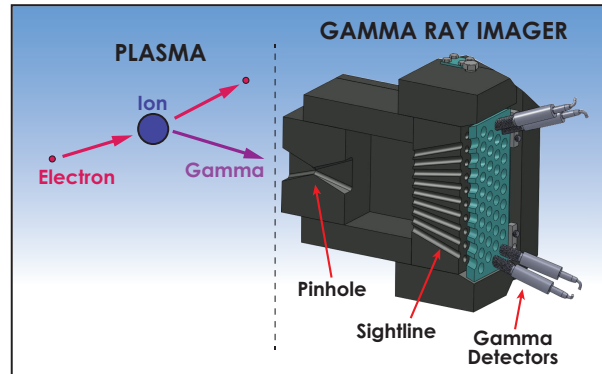


Gamma Ray Camera Offers New View on Ultra-high Energy Electrons in Plasma


SAN JOSE, CA -- Researchers at General Atomics have invented a new kind of gamma ray camera that can image beams of energetic electrons inside ultra-hot fusion plasma.

The device is used in ongoing global research that is developing fusion into a new clean energy source. Turning fusion fuel into extractable energy requires it to be hotter than the center of the Sun, hence in the plasma state. If the shutdown phase of operation is not controlled well, released magnetic energy can drive a population of electrons to relativistic speeds. If this population is not controlled, the electrons impact the inner walls of the plasma chamber, leading to material damage.



Gamma Ray Camera: Cross section of gamma ray imager and illustration of emission from energetic electrons (Image by General Atomics).

A team of researchers is working to better understand the properties of these electrons at the DIII-D National Fusion Facility operated by General Atomics (GA) in San Diego for the Department of Energy. They designed and built a Gamma Ray Imager to capture the image of these particles.



Gamma Ray Detectors: Each pixel of the camera is an individual detector pictured above. These are arranged to look into the plasma and focus on the hottest part of the plasma.

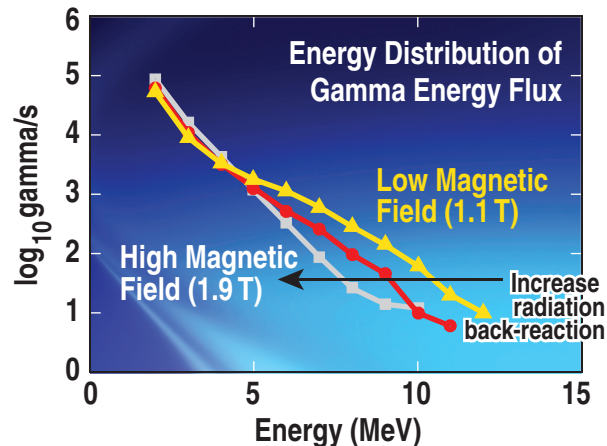
The Gamma Ray Imager works on the principle of a standard pinhole camera, except that it is made of lead and weighs 420 pounds (190.5 kilograms). The imager actually records images of equally energetic gamma rays that are emitted by the electrons, and the lead is necessary to achieve a good focus. These gamma ray measurements provide information about the energy, direction, and quantity of electrons in the relativistic population, giving researchers an unparalleled view of how the energetic electrons evolve and interact with the fusion plasma.

“This system allows us to see with unprecedented detail how different plasma properties can mitigate these electrons,” said Dr. Carlos Paz-Soldan, the scientist who led the first experiments utilizing the new camera. The results, to be presented

at the American Physical Society Division of Plasma Physics conference Oct. 31-Nov. 4, demonstrate experimentally that radiation “reaction” forces are able to sap the highest energy electrons while collisions with other electrons are most effective at low energy.

These measurements imply that energetic electron control is not one-size-fits all, and that different energies require different control strategies.

With the new measurements, scientists can compare the behavior of the electron populations to theoretical models being developed by research teams worldwide. These models are, in turn, crucial to predict how the electron populations will behave in new reactors, such as the ITER tokamak now under construction in Cadarache, France, and thus ensure they can be adequately controlled.



Gamma Cam at Work: Electron energy distribution changes as the radiation back-reaction force is increased by raising the magnetic field.

Work supported by the U.S. DOE under DE-FC02-04ER54698.

Tag line: A new lead-lens camera helps fusion scientists "see" energetic electrons.

Contact: Dr. Carlos Paz-Soldan, GA, paz-soldan@fusion.gat.com

Abstract: C04.00010: Synchrotron and collisional damping effects on runaway electron distributions

Session C04: DIII-D Tokamak, 2:00 PM–5:00 PM, Monday, Oct. 31, 2016,
Room: 230 A

DISCLAIMER

This report was prepared as an account of work sponsored by an agency of the United States Government. Neither the United States Government nor any agency thereof, nor any of their employees, makes any warranty, express or implied, or assumes any legal liability or responsibility for the accuracy, completeness, or usefulness of any information, apparatus, product, or process disclosed, or represents that its use would not infringe privately owned rights. Reference herein to any specific commercial product, process, or service by trade name, trademark, manufacturer, or otherwise, does not necessarily constitute or imply its endorsement, recommendation, or favoring by the United States Government or any agency thereof. The views and opinions of authors expressed herein do not necessarily state or reflect those of the United States Government or any agency thereof.